

COFFEE AND WATER SYSTEMS CATALOGUE 2023

Fox

- AUTOMATIC COFFEE MACHINES
- COMMERCIAL COFFEE MACHINES
- WATER SYSTEMS
- COFFEE & TEA SUPPLIES
- AND MORE...

SCAN ME



Welcome..

We are certified distributors and engineers for a vast range of equipment, sourced from market leading, globally renowned manufacturers, providing bespoke solutions to our customers across all sectors.

Our portfolio includes traditional coffee machines and grinders, automatic table-top coffee machines, freestanding coffee and vending machines and water systems.

We also supply premium tea and coffee brands and can design a bespoke solution whatever your needs!



At Fox we understand how important the right refreshment solution is to your company and together we can provide the perfect option for your individual needs.

We would like to make your decision making process as easy as possible, therefore should you require any further advice, guidance or assistance, you have only to ask.

Michal Niedzialek

Head of Commercial
Fox Trading Ltd

email: michal.niedzialek@foxtrading.co.uk
tel: 01534 511000

TABLE OF CONTENTS



Automatic coffee machines- table top

Our tabletop hot drinks machines dispense authentic beverages that strongly match the taste of coffee prepared by your favourite barista.

01

p. 4-15



Capsules and Sachet Systems

Ideal for receptions, boardrooms and showrooms and home, tabletop machines offer the style to complement their environment.

02

p. 18-23



Traditional coffee machines & grinders

Exclusive innovative range of commercial coffee machines from world leading Italian manufacturers Cimbali.

03

p. 24-33



Specialty Coffee & Tea

Proud sole distributors for renowned Italian coffee houses such as Caffé Musetti and Caffé Molinari, premium Birchall Tea, and Tea and the Gang range

04

p. 34-45



Water systems

Our innovative water dispensers for range are perfect to keep your employees hydrated and productive and offer refreshment for your clients.

05

p.46-53



Freestanding coffee and vending machines

Ideal for larger workplaces with a higher number of employees, offering a wide range of beverages and latest technology solutions.

06

p.54-59

A hand with the index finger pointing towards the left, towards a coffee machine. The hand is rendered in a light, almost white, color against a dark background.

S30

Perfect Touch

A close-up, vertical view of a coffee machine. The machine is dark, possibly black or dark grey, with a metallic finish. It features a large, curved handle on the left side and a spout at the bottom. The lighting is dramatic, highlighting the machine's contours.

Automatic coffee machines

FOR HOSPITALITY, OFFICES & RETAIL ...

Fresh & granulated milk models suitable for all type of environments and high to low volume locations. Touch-free options available.

Automatic coffee machines

HIGH VOLUME LOCATIONS - fresh milk

LA CIBALI



La Cimbali S60

up to 600 cups a day



»»» Exceptional service



Double Screen
7" Touchscreen + 11" TFT display - and traditional keyboard, finely designed to guarantee high speed of service.



Outstanding Performance
Highly performing coffee machine - up to 260 cups of espresso per hour and 600 cups per day

CIMBALI S60- FLAGSHIP FULLY AUTOMATIC COFFEE MACHINE

The flagship of the entire fully automatic range, with the highest performance in class. Perfect for big coffee chains, restaurants, bistros and bars in transitory places, such as airports, stations and city centers, the S60 is our answer to the growing demand of the vibrant market. Up to 600 cups per day all with the same excellent quality and the unmistakable taste of a truly Italian espresso and all its declinations: thanks to its advanced coffee and milk technologies, you will be able to choose a very extensive amount of recipes of premium beverage quality.

La Cimbali S60 also aims to improve the baristas experience by introducing different tools like manual levers and integrated temperature sensors for a perfect milk foaming, or the Turbo Steam Cold Touch that allows for a comfortable milk steaming.

Model	Dimensions wxdxh	Specifitation	Power
S60 S100	530 x 682 x 830	Semi Auto / 3 Grinders / 50mm Piston / 2 x Smart Steam Arm / PGS	3 phase
S60 S100 TS	530 x 682 x 830	Semi Auto / 3 Grinders / 50mm Piston / 1 x Smart Steam Arm / 1 x TS CT	3 phase
S60 CP 10/11	530 x 682 x 830	Fully Auto / 3 Grinders / 50mm Piston / 1 x TS4 CT / PGS	3 phase



La Cimbali S30

Perfect Touch

- MAIN FEATURES:**
- Reliability and customisable Interface
 - Wide range of drinks and on screen guided cleaning processes
 - Turbo steam cold touch

The super-automatic S30 offers an unparalleled experience and, thanks to its distinctive features, it encourages innovative interaction with the machine. The endless customisation possibilities available through the revolutionary Touch Screen with a 10.4" inch display and the incredible variety of drinks make the S30 revolutionary in the world of super-automatic machines.

The Cimbali S30 is the ideal tool for your daily tasks. Thanks to the innovative technical solutions that have always made the La Cimbali machines cutting-edge products, preparing espresso coffee-based drinks will be simple and intuitive, every day.

»»» Features



Reliability above all
The S30 is the ideal tool for your daily tasks. Thanks to the innovative technical solutions preparing espresso coffee-based drinks will be simple and intuitive, every day.



Customisable interface
10.4" touchscreen display offers different ways of viewing the drinks selection, with customisable images on the machine display and screen savers to help the customer choose their drink.



Wide range of drinks
La Cimbali knows how important each drink prepared for you and your customers is. For this reason, the S30 is designed for a wide and varied range of beverages to suit every taste.



Turbo Steam Cold Touch
The new TURBOSTEAM COLD TOUCH (TS CT) steam wand has an outer surface covered by a specific insulating and non-stick material that keeps it cold before, during and after the delivery of steam.



Model	Dimensions wxdxh	Specifitation	Power
S30 S10	370 x 620 x 762	Semi Auto / 2 Grinders / 44mm Piston / Manual Steam or TS4 CT	16amp/32amp
S30 CP 10/11	370 x 620 x 762	Fully Auto / 2 Grinders / 44mm Piston / Optional Manual Steam or TS4 CT	16amp/32amp
S30 CS 10/11	370 x 620 x 762	Fully Auto / Chocolate / 2 Grinders / 44mm Piston / Optional Manual Steam or TS4	16amp/32amp
Vitro Counter Fridge	350 x 605 x 715	2 x 4 pints	13amp
Vitro Under Counter Fridge	350 x 605 x 715	3 x 4 pints	13amp
Modular Fridge	290 x 435 x 738	All Models	13amp
Modular Cup Warmer	290 x 435 x 738	All Models	13amp

Automatic coffee machines

MEDIUM VOLUME LOCATIONS - fresh milk



La Cimbali S15

Smart Performance, Smart Drinks



- MAIN FEATURES:**
- Perfect Milk foam thanks to Micro Injected Air technology
 - Wide range of hot and cold drinks
 - Automatic washing system

Meet LaCimbali S15: small, yet so powerful; high-tech, yet so intuitive. With its compact design and its capacity to ensure up to 150 high quality cups per day. This super-automatic boasting agile, intuitive technology that allows it to also be used by people without barista experience. Offering a menu with a wide variety of choice and endless ways to satisfy the tastes of a diverse cusers and ustomer base, S15 is perfect for offices, hotels and small businesses such as mini-markets, bakeries and quick service restaurants. Although it offers many combinations and involves numerous variables, Cimbali S15 always produces the same result: the satisfaction of staff, customers and shopkeepers.

»» Features



Quality & Compact Design
S15 is the perfect ally for office environments or other locations that require medium-low daily performance. Up to 150 cups per day, all with the same unmistakable premium quality signed LaCimbali.



Milk & Chocolate Technologies
Offering an impressive choice of 96 recipes, thanks to its hot foamed milk technology, S15 can ensure a flexible menu choice, based on coffee, fresh or powder milk and soluble chocolate beverages.



Smart User Experience
Thanks to the 7" touchscreen, it is very easy to use and customise. Displaying recipes with intuitive icons, so the user select them, set as favourite and even save and transfer to another S15 via USB.



Technology to boost your business
Thanks to the Wi-fi connection, the machine can communicate giving the chance to customers to remotely monitor all features and performance, without any need for physical intervention, while sitting comfortably at the office.



Model	Dimensions wxdxh	Specifitation	Power
S15 CS10	350 x 605 x 715	Fully Auto / 2 Grinders / Chocolate / 1 x Manual Steam	13 amp
S15 CP10	350 x 605 x 715	Fully Auto / 2 Grinders / 1 x Manual Steam Arm	13 amp
S15 S10	350 x 605 x 715	Semi Auto / 2 Grinders / 1 x Manual Steam Arm	13 amp




La Cimbali S15

THE PERFECT COFFEE BREAK EXIST..

TOUCHLESS SOLUTIONS

EVOLCA
GROUP
and its digital solutions



EVOLCA
GROUP

Coffee Appeal app



ALL THE COFFEE TASTE,
IN TOTAL SAFETY.

Coffee APPeal is a new user-friendly, free app, which allows to select and customise your drinks directly from your smartphone, without touching the coffee machine.

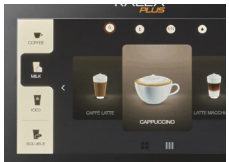
The unmistakable pleasure for coffee, in total safety!



Necta - Kalea Plus
Touchless selection available

- MAIN FEATURES:**
- 16g espresso brewer
 - Automatic milk frother and independent hot water outlet
 - 7 inch touchscreen with ability to upload videos
 - On screen guided cleaning processes

The Kalea Plus offers sleek design with a high performance. This is an easy to use machine, by staff and in self-service mode. Just a touch, and anybody can get a high quality drink. Kalea Plus offers high-quality espresso based drinks combined with fresh milk, thanks to the proven Z4000 brewer. The Kalea Plus has an embedded WiFi/Bluetooth module and is 3G compatible and is fitted with professional rotating pump capable to satisfy the busiest locations (recommended daily output 250 drinks)



Gaggia - La Radiosa
Touchless selection available

- MAIN FEATURES:**
- 16g espresso brewer
 - Automatic milk frother and Independent hot water outlet
 - 10 inch full HD touchscreen with customisable interface
 - RGB LED lateral stripes and on screen guided cleaning processes

La Radiosa, with its stunning 10" HD capacitive displays a colour chameleon and what's more, thanks to its ground-breaking EvoMilk fresh milk system, it delivers coffee perfection for consumers wherever they are in the world, whatever expectations they have. The brand new Gaggia Milano EvoMilk technology allows users to set-up various doses, temperatures and densities of fresh milk, but also to drink hot and cold perfectly foamed milk. Super easy clean the La Radiosa is stress-free plug and play automatic cleaning cycle.



Model	Dimensions wxdxh	Specifitation	Power
Necta Kalea Plus	658 x 586 x 788	2 ES + 1 IN + Fresh Milk	13amp
Gaggia La Radiosa	658 x 586 x 788		13amp

Automatic coffee machines

LOW- MEDIUM VOLUME LOCATIONS
- fresh & granulated milk



SAECO PROFESSIONAL- The Professional Coffee Machines

A range of models designed specifically for the B2B and home sector, and equipped with revolutionary systems for the distribution of milk-based drinks, a compact and innovative design and a user friendly operating software.



MAGIC M1
Coffee and Style



- MAIN FEATURES:
- 8.5 to 15 g variable chamber coffee unit
 - 7" touch screen
 - Silent built-in milk frother with patented cleaning system

Magic represents the latest evolution of coffee machines from Saeco Professional. But it is also a machine that marks a clear break with the past. It has new shapes, completely redesigned, and performance at the top of its category in terms of quality and variety of beverages. The coffee break becomes from a daily gesture "a way of life" to be lived with style and taste, a moment of true relaxation to pamper yourself while savouring your favourite drink. Sophisticated details make Magic a desirable 'must have' for any high-level office. It is a machine that, for those who love coffee as much as we do, can give you pleasant moments of well-being. A machine that, when not working, becomes a furnishing accessory to be exhibited, which enriches, with a modern and innovative design, any working space.

»» Features



7" Touch Screen
The colour touch screen provides an easy way for navigating through the menus and a broad range of beverages. The beverage recipes can be fully customized.



Ergonomic Aesthetics
Magic design is enhanced by stylish details such as LED lights and contrasting glossy and matt finishes.



New Milk Frothing System
The milk frother is built into the coffee dispenser. Extremely silent, it emulsifies creamy froth but can also prepare beverages with simple hot milk.



Patented Cleaning System
The milk circuit is equipped with a patented cleaning system that guarantees the best efficiency after each preparation.

Model	Dimensions wxdxh	Specifitation	Power
Saeco Magic M1	280 x 480 x 435	Bean To cup, Fresh milk, OTC, unplumbed	13amp



Necta Krea Touch

Distinctive, Modern, Elegant...
GRANULATED MILK, MEDIUM VOLUME

Krea Touch is the new elegant model which enriches the Necta Family. Appealing design, decorative light, chrome frames, shiny black surfaces, unrivalled performance make Krea Touch the ideal solution for your coffee break. The wide touch screen and the user friendly interface allow a number of selections, flexible and customized recipes management, roasters branding, selling activities and video management. Krea Touch is fitted with a variation of the Necta Z4000 coffee brewer which has been modified specifically for the HoReCa market. This allows the machine to vend (up to) 12oz drinks.



- MAIN FEATURES:
- 7"HD Touchscreen and new electronic platform
 - High capacity Z400 coffee brewer
 - Wide cup room - easy to clean

Item and Spec	Dimensions wxdxh	Power
Necta Krea Touch	410 x 574 x 750	13amp
Granulated Milk, plumbed in, drinks size up to 12 oz,		



LEARN MORE [HERE](#)



Wide drinks selection



Touchless operation



Easy programming



Large dispense area

Automatic coffee machines

LOW, MEDIUM & HIGH VOLUME LOCATIONS

- granulated milk



COFFETEK VITRO S1 and VITRO X1 ESPRESSO

Elegant and contemporary looking compact coffee machines that have been developed with attention to detail and with the best material finishes, providing it with a unique premium identity. Its design compliments any area in an office, hotel, leisure centre or convenience store.



Vitro S1 Espresso

Attention to detail...
GRANULATED MILK, LOW VOLUME

MAIN FEATURES:

- Suitable for locations with up to 60 drinks per day
- Wide selection of drinks plus hot water for tea, 9oz maximum size
- Easy to operate and maintain
- Accessories available : base cabinet, payment system modules ..



Vitro X1 Espresso

Pinpoint Style and Coffee Quality ...
GRANULATED MILK, MEDIUM VOLUME

MAIN FEATURES:

- Suitable for locations with up to 150 drinks per day
- AZK V30 variable espresso group, allowing to set the dose of 7to 14 grams coffee, drink size - up to 12oz
- 700-cc high capacity boiler allowing faster service when required



Vitro S1 is designed to suit different operational business models by offering a myriad of functioning modes and accessories. It supports a cooperative culture in the office, offering high quality coffee, a premium user experience, and a comprehensive hot drinks offer. It is also the perfect solution for a coffee service in convenience stores as well as for hotels, where breakfast needs to be good but also fast. It offers a pleasurable experience with an attractive, simple and functional design.

Vitro X1 Espresso – The Small machine which 'thinks it's bigger than it is. It exceeds the specifications of larger and more expensive competitors. It is an elegant and contemporary looking compact coffee machine that has been developed with attention to detail and with the best material finishes, providing it with a unique premium identity. Its design compliments any area in an office, hotel, leisure centre or convenience store. The Vitro X1 is also very easy to use and maintain which delivers consumers with a consistent high standard coffee experience.

Model	Dimensions wxdxh	Specifitation	Power
Vitro S1 Espresso	305 x 440 x 625	Bean To cup, Granulated milk, unplumbed or plumbed in	13amp
Vitro X1 Espresso	337 x 505 x 672	Bean To cup, Granulated milk, plumbed in, drinks size up to 12oz	13amp

COFFETEK VITRO X3 and VITRO X4 ESPRESSO

The Vitro X3 and X4 incorporate high pressure espresso technology providing authentic Italian style beverages. The machines attract customers attention and enhance the user experience at every service. Both models brew with 9 bar pressure the recently ground coffee which allows to offer your customers genuine espresso coffee based drinks.




Vitro X3 Espresso

Building Coffee Experiences..
GRANULATED MILK, HIGH VOLUME

MAIN FEATURES:

- Suitable for high volume locations- office, hospitality and retail outlets
- Wide selection of drinks plus hot water for tea, up to 12oz
- Easy to operate and maintain



Consistent & Durable

Thanks to dual boiler system the machine has an incredible capacity to serve freshly ground and brewed espresso coffees time and time again – at exactly the right temperature and with demanded quality




Freshly Brewed Teas & Coffees - The Vitro X range delivers not only an authentic espresso coffee, but also the possibility of improving the menu with the addition of freshly brewed leaf tea based drinks.



Vitro X4 Espresso

Optional media screen and high canister capacity
GRANULATED MILK, HIGH VOLUME

- Distance Selection and modern looking design
- option for Fresh Brew Tea- Duo
- Vitro X4- optional media screen
- Vitro X4- freestanding machine canister capacity



One Touch - One Drink

Vitro has found the balance between time, experience and quality. The machine will serve any coffee, tea or chocolate drink from the menu in the blink of an eye



Distance Selection

Vitro has found the balance between time, experience and quality. The machine will serve any coffee, tea or chocolate drink from the menu in the blink of an eye

Model	Dimensions wxdxh	Specifitation	Power
Vitro X3 Espresso	420 x 550 x 700	Bean To cup, Granulated milk,plumbed in , drinks size up to 12oz	13amp
Vitro X3 Duo	420 x 550 x 700	As above plus Fresh Brew Tea	13amp
Vitro X4 Espresso	420 x 550 x 930	As X3 model plus high capacity canisters and optional media screen	13 amp
Vitro X4 Duo	420 x 550 x 930	As above plus Fresh Brew Tea	13 amp

Lavazza Bean to Cup Systems

MEDIUM TO HIGH VOLUME LOCATIONS

Fox



LAVAZZA PROFESSIONAL Barista Collection

The real Italian coffee experience in all forms

Tasting great coffee is becoming a more accessible experience, whether it's your morning pick-me-up from the café down the road, or from your home coffee machine or press. Now, anyone can enjoy premium Lavazza coffee throughout their working day with workplace coffee solutions brought to you by Fox.

At Work, For You

Passion, excellence and innovation in workplace vending

LEARN MORE [HERE](#) OR CONTACT US FOR DETAILS



Lavazza Coffee Corner

The corner drinks station with the pleasure of perfect coffee

Enjoy the real Italian coffee experience in your workplace with a complete barista style menu from bean to cup espresso to fresh loose-leaf teas all in one place with the new purpose-built Lavazza Coffee Corner Drinks Station.

A perfect solution in today's workplace offering either as an additional drinks station in a larger office to help reduce contact, or simply an attractive base where staff and clients can refuel and refresh. A wealth of convenience technologies and customisable features to deliver premium quality coffee to high footfall environments.



LAVAZZA EXPERT COFFEE BEANS

Lavazza quality coffee beans designed and prepared especially for Bean to Cup vending in the workplace. Explore the superior selection of Expert roasted coffee beans available for Bean to Cup, with premium blends and certified products for the ultimate coffee shop experience at work.





Capsule and sachet systems

FOR HOSPITALITY, OFFICES & HOME...

Ideal for receptions, boardrooms, showrooms, hotel rooms and home - tabletop machines offer the style to complement their environment.

Lavazza Blue capsule system

LOW VOLUME LOCATIONS



Coffee shop quality for every business or home

The renewed machine range is able to cover all the SOHO, Small and Medium offices. An intuitive and easy to use machine range, characterised by modern design and premium materials, that allows to prepare all types of coffee and (fresh) milk recipes touching just 1 button.

COMMERCIAL SALES MODEL covers most of the segments from home offices to large offices and hospitality environment.



- »» Features

i

 - High Pressure** - Produces a superior cream and an incomparable body
 - Pre-Infusion Brewing** - Intensify aromas and flavours
 - Thermoblock Technology** - Optimal temperature control during all the brewing phase
 - Self-Protected Capsule**- Packaged in a protected atmosphere to preserve the aroma and freshness of the coffee
 - Optimal Quantity** - For the ever perfect coffee or hot drink
 - Excellent Quality** - The most refined coffee blends skillfully ground with guaranteed freshness
 - Designed in Italy**

Model	Dimensions wxdxh	Specifitation	Power
Classy Compact	165 x 370 x 295	3 drinks selections, 0.9l water tank capacity	13amp
Classy Milk	200 x 410 x 350	6 drinks selections, 1.8l water tank capacity	13amp

Lavazza Blue Capsules System


A SUITABLE SOLUTION FOR LOW VOLUME LOCATIONS

Since 1895, four generations of the Lavazza family have devoted their lives to the pursuit of coffee perfection. Bring the authentic Italian coffee experience into your office or home and let our passion be your pleasure.



Flavia Sachet System

LOW TO MEDIUM VOLUME LOCATIONS



LAVAZZA
PROFESSIONAL

Designed with the workplace in mind

A fresh approach

Enjoy a variety of freshly brewed hot drinks whenever you choose from a single, stylish and ultra-reliable machine. The FLAVIA® technology delivers all of the drinks quality and precision that businesses have come to expect in a beautifully designed table-top unit that sits perfectly in the most stylish office, reception or boardroom.

FLAVIA C600
MULTI DRINK STATION



Flavia system

...

Freshly brewed coffee, tea and more

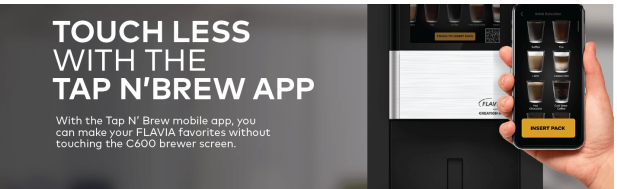
A re-imagined menu brings coffee shop quality to your workplace with an even greater choice of freshly brewed Lavazza coffees, real leaf teas, hot chocolate and more

Freshpack™ technology

FLAVIA® brewers use the unique Freshpack system that brews your drink direct from pack straight into your cup. No contact, no taste transfer between drinks.

Single pack indulgence range

Effortlessly enjoy delicious indulgent drinks at the touch of a button, from a single Freshpack™. Enjoy luxurious Lavazza specialty drinks including Single Pack Latte, Cappuccino, Mocha and more.




TOUCH LESS WITH THE TAP N'BREW APP

With the Tap N' Brew mobile app, you can make your FLAVIA favorites without touching the C600 brewer screen.

MAIN FEATURES:

- Simple, one-touch operation, touch-less option available
- Portable & compact
- High energy efficiency
- Adjustable drink sizes
- Freshpack™ system
- Low maintenance, hygienic operation
- Coin / token / freevend operation



FRESHPACK™ TECHNOLOGY

Hot water unlocks the sealed Freshpack™, releasing the aromatic ingredients brewing inside. Flavia system adds just the right volume of water, at the perfect temperature for just the right amount of time, ensuring maximum taste and flavour is extracted for the perfect cup, whenever you want it.



LEARN MORE [HERE](#) OR CONTACT US FOR DETAILS

A barista in a white uniform is operating a commercial espresso machine. The machine is dark-colored with chrome accents. A white coffee cup is on the drip tray. The entire image is overlaid with a semi-transparent red filter. The background is a blurred view of a cafe interior.

Espresso coffee machines & grinders

FOR HOSPITALITY ...

Exclusive innovative range of commercial coffee machines from world leading Italian manufacturers Cimbali.

Espresso coffee machines

HIGH PERFORMANCE RANGE



La Cimbali M200

The new era of perfection



MAIN FEATURES:

- Touch interface and advanced technology
- Multiboiler and PGS system
- Unique design and use of high

The new La Cimbali flagship machine is a perfect synthesis of elegance and Made in Italy craftsmanship. The new M200 represents a decisive step forward in the brand's aesthetic. Hyper-solid, yet ultra-light. Aesthetic stainless steel finishes are paired with a solid all-metal frame. The bright inserts help to lighten its volume and sculpt its shape, leading the eye towards the engine/boiler, the true heart of the machine, which is no longer hidden, but proudly exposed. The iconic 'C' profile – an unmistakable trademark – has been redesigned to be more prominent: taut, stylised and dynamic.

>>> Features



Innovation & Perfection

Uniquely designed by Valerio Cometti – V12 Design, the M200 is made with high-quality materials and innovative technologies – such as the BDS system and Turbomilk – in full compliance with Gruppo Cimbali's commitment to sustainability.

Advanced Technology

The patented thermal system with independent boilers. Thanks to the flexible temperatures you can simultaneously brew various types of coffee and long beverages. The profiles are modulated to optimise every type of blend.

Ergonomics

All in an ideal position at the perfect distance to provide all the necessary comfort and agility. The up&down system makes it possible to adjust the height of the worktop on demand depending on the requested drink. Lighting points are carefully positioned. Adjustable Turbosteam has been carefully designed to be easy to use.

The best results

PROFILE adds differentiated modulation of the pressure profile to the temperature control, refining the in-cup result in terms of body, acid and bitterness intensity, and olfactory spectrum. To meet the needs of advanced coffee shops with a wide range of specialities.



LEARN MORE
HERE

OR CONTACT US FOR
DETAILS

LA CIBALI



LA CIBALI M200

DESIGNED TO STEAL THE SHOW

The new M200 is a top-of-the-range espresso machine, a product in which cutting-edge design, increasingly advanced technology and superior quality guarantee outstanding in-cup quality. Featuring a unique design by Valerio Cometti – V12 Design, the M200 is made with high-quality materials and innovative technologies – such as the BDS system and Turbomilk – in full compliance with Gruppo Cimbali's commitment to sustainability. Thanks to various ergonomic solutions – such as the adjustable drip tray, the slanted manual steam wands and the soft-touch materials – the M200 is a true extension of the barista's skills, improving the customer relationship, which becomes increasingly direct.



Espresso coffee machines

HIGH PERFORMANCE RANGE

LA Cimbali



Cimbali M100 Attiva range

Innovation of the espresso coffee world

Elegance, reliability, energy saving and high performance: the finest tradition of Italian espresso coffee evolves in the eye-catching shapes of the M100, the new professional machine for the bar, born to celebrate the first hundred years of Gruppo Cimbali success, while keeping an eye to the future. Its groups, of curved and rounded shape, recall those coffee machines characterized by hydraulic groups, while its simple design, aimed at the maximum ease of use combined with the highest performance in terms of the quality in the cup, expresses an approach attentive to the needs and tastes of the contemporary barista.



Cimbali M26 range

Ergonomic & versatile

The La Cimbali M26 machine is easy to use, easy to control and easy to maintain. Ergonomic and versatile, the M26 is made from steel and ABS and comes equipped with a reliable LaCimbali thermal system. Together, all of this guarantees impeccable quality in the cup and keeps consumption down. Available in the one-group, two-group, compact two group, three-group and Tall Cup versions, the LaCimbali M26 is fitted with a brand-new backlit electromechanical button panel which is both easy to use and intuitive. Also available with Milk4 Turbo Steam.

Features:

- **GT System** – allows the temperature of each group to be regulated individually. It makes it possible to meet the exacting standard of precision required by the World Barista Championship.
- **Smart Boiler** – the patented Smart Boiler technology optimises the replenishment of water in the boiler and ensures the thermal balance while reducing energy consumption.
- **Thermal Efficiency** – The M100 boiler is insulated with a jacket made of a special material with a very efficient thermal properties to reduce heat loss.
- **USB and Bluetooth Connection** - enables the grinder-doser to constantly communicate with M100 GT and ensures the perfect extraction by automatically adjusting the grind
- **TurboSteam Milk4 Cold Touch** – Insulating, non-stick outer coating on the steam wand to keep its surface cold before, during and after steam delivery and while the milk is being frothed



Features (M26 TE DT):

- Premium design.
- Milk4 TurboSteam.
- Full Energy Saving (insulated boiler).
- Bluetooth.
- Newton electronics.
- Display.
- Mixed services water.
- Worktop lights.
- Smart boiler.
- Remote monitoring (Wi-Fi kit).
- 3-Level cup warmer.
- Also available in compact version



i	Model	Dimensions wxdxh	Specifitation	Power
	M100 GTA ATTIVA DT2	832 x 567 x 582	Tall Cup / Manual Steam and TS4 CT / ThermoDrive /	3 phase
	M100 GTA ATTIVA DT3	1032 x 567 x 582	Tall Cup / Manual Steam and TS4 CT / ThermoDrive /	3 phase
	M100 HDA ATTIVA DT2	832 x 567 x 582	Tall Cup / Manual Steam and TS4 CT / ThermoDrive /	3 phase
	M100 HDA ATTIVA DT3	1032 x 567 x 582	Tall Cup / Manual Steam and TS4 CT / ThermoDrive /	3 phase
	M26 TE DT1	450 x 528 x 548	Tall Cup / TS2 / ThermoDrive	13amp
	M26 TE DT2 Compact	594 x 528 x 548	Tall Cup / Manual Steam and TS2 / ThermoDrive	13amp
	M26 TE DT2	794 x 528 x 548	Tall Cup / Manual Steam and TS4 / ThermoDrive	32amp/3 phase
	M26 TE DT3	994 x 528 x 548	Tall Cup / Manual Steam and TS4 / ThermoDrive	32amp/3 phase



SLAYER

THE DREAM
MACHINE ...

CRAFTED TO MAKE COFFEE BETTER

Slayer designs and manufactures professional espresso machines for a discerning global clientele. Since 2007, our revolutionary products have been provoking innovation in coffee and elevating the worldwide standard for specialty. innovation with radical products, unassailable vision, and a fanatical team of coffee professionals. Made in Seattle, USA, part of Gruppo Cimbali.



Slayer- Espresso v3 Series

The ultimate coffee professional's tool..

MAIN FEATURES:

- Manual espresso extraction
- Incredible Temperature Stability, Patented Needle Valve
- Independent Brew & Steam Tanks
- Handcrafted, customisable with commercial group head

Slayer's flagship product. Uncompromisingly manual and completely focused on extraction. It is the only espresso machine that lets you precisely and consistently control the flow rate of water allowing you to grind coffee finer and develop incredible flavor profiles. This machine provides flow rate control via patented needle-valve technology allowing the barista to extract espresso that is unparalleled in flavor and mouth feel. It comes equipped with an independent brew boiler per group for impeccable temperature stability and a dedicated boiler for unlimited steam capacity.



Slayer - Steam Series

The Dream Machine...

MAIN FEATURES:

- Programmable Pre-Wet 0-4 seconds
- Electronic solenoid steam wands
- 2 buttons activation with 4 settings per group, shot timers
- PID controlled independent brew tanks

Slayer Steam - inspired by demand for a 'total value' product line, this set is a three tier product option package for every café type, made using cutting edge technology. Features including programmable pre-infusion, two settings per group, advanced dual volumetrics and classic pump driven extraction just scrape the surface. The quality is matched by aesthetic, with polished aluminium wings, automatic shot lights and four colour options. "Design is in our nature".

The machine that uses volumetrics for consistency, classic 9-bar pump extraction, intuitive ergonomics with a massive drain tray stage for smooth-efficient bar flow.



LEARN MORE [HERE](#) OR CONTACT US FOR DETAILS



Espresso coffee machines & grinders

LA Cimbali



CASADIO UNDICI

Economy range

CASADIO
by GRUPPO Cimbali

- MAIN FEATURES:**
- Innovative thermal system
 - Robust, reliable and easy to use, with compact size available,
 - Can be personalised

UNDICI is a compact, elegant, versatile machine that's easy to use, adjust and maintain, made of steel and aluminium. It has a fixed-nozzle thermosyphon system that's adaptable and high-performing, guaranteeing excellent results in the cup. The new, mechanical button pad is in metal and lies flush with the machine. It's user-friendly and precise, thanks to the LED lights. UNDICI comes in 3 colours (black, white and red) and 3 versions (semi-automatic, automatic and automatic "Coffee-to-go" for cups up to 14.5 cm high), with 1, 2 or 3 groups. The machine can be personalised thanks to the wide front and rear logo strip.

»» Features



Innovative Thermal System
Fixed-nozzle thermosyphon system that's adaptable and high-performing, guaranteeing excellent results in the cup.

Robust & Reliable
UNDICI is made of steel and aluminium to guarantee the best in robustness and reliability.



Reduced size and easy to use
UNDICI is a compact, elegant, versatile machine that's easy to use, adjust and maintain.

Option to personalise
UNDICI can be personalised thanks to the new, mechanical button pad with LEDs that make it user-friendly and precise.



Model	Dimensions wxdxh	Specifitation	Power
Undici DT1	432 x 528 x 570	Tall Cup / Manual Steam Arm	13amp
Undici DT2 Compact	550 x 528 x 529	Low Cup / Compact / 2 x Manual Steam	16amp
Undici DT2	712 x 528 x 570	Tall Cup / 2 x Manual Steam	13amp
Undici DT3	922 x 528 x 570	Tall Cup / 3 x Manual Steam	3 phase



Cimbali Elective AT

Impeccable quality in the cup

To guarantee the finest quality in the cup and maximum flexibility, La Cimbali have created Elective so that it could interface with their most advanced machines. Its natural and optimal combination is with M100 Attiva HDA and GTA to create a unique integrated BDS system. Thanks to the bluetooth system integrated in the grinder, LaCimbali M100 Attiva TDA and Dosatron, M39RE and M26TE can also communicate with Elective to consistently guarantee perfect coffee grinding, partly thanks to PGS technology. Autotamper is the tool that guarantees tamping precision process. User friendly and intuitive, with the Autotamper you can grind and tamp coffee with the same product for the best quality result.

Specification	Dimensions wxdxh	Power
output g/s 3,5-4.1 ; Hopper cap- max1.7 kg	215 x 400 x 582	13amp



Cimbali Magnum OD Wireless

Top Performance

With Magnum on demand, the whole coffee beans are ground directly in the filter holder before the espresso is extracted, resulting in better in-the-cup aroma. The grinder-doser can be programmed to operate automatically or manually. In automatic mode, the grind function is activated by a photocell when the filter holder is placed on the fork. Dosage is pre-selected using the touch screen. In manual mode, once the filter holder is placed on the fork, the grind function is activated by selecting the required dose on the touch screen. In its Wireless version, the Magnum On Demand interacts automatically via Bluetooth with the coffee machine (when the latter is equipped with a special electronic board): the machine sends a signal to the grinder so that it adapts granulometry and dose according to the data received in order to obtain the best in-the-cup result.

Specification	Dimensions wxdxh	Power
output g/s 4 ; Hopper cap- max1.6 kg	215 x 442 x 620	13amp



Casadio Enea OD

A Premium tool for you

LaCimbali Casadio Enea On-Demand 2.6 brings convenience and precision to virtually any venue, from coffee shops and cafes to high-end breakfast bars. Its hopper accommodates 1.2kg of coffee beans, which it doses out in preset amounts for immediate grinding. By grinding beans the moment grounds are requested, the machine helps keep the coffee fresh for an incredible brew. The Enea OD features electronic controls and allows for independent single and double dose settings. It provides versatility in high-volume areas, as well as ease of use in fast-paced settings. To ensure a precise dose, the machine uses a micro metric screw that adjusts the grind setting.

Specification	Dimensions wxdxh	Power
output g/s 6.5 ; Hopper cap- max1.2 kg	194x368x510	13amp



Speciality Coffee & Tea..

FOR HOSPITALITY, OFFICES, RETAIL, HOME ...

We are sole distributors for renowned Italian coffee houses such as Caffé Musetti and Caffé Molinari, and premium Birchall Tea

COFFEE RANGE - Caffè Musetti

COFFEE BEANS AND GROUND



Caffè Musetti

PASSION FOR COFFEE..

—★—
Exclusive

Musetti has been in the world of coffee for more than 80 years, in sixty countries over the five continents. Its coffee blends satisfy an extremely wide range of tastes and needs, giving priority to on quality strict controls throughout the whole production process, from the selection of green coffee to packaging and distribution. Its MANY CERTIFICATIONS witness Musetti commitment to provide consumers with a unique product of an extremely high quality.

Musetti origins go back to 1934 when Luigi Musetti established “La Casa del Caffè”, a coffee shop in the heart of Piacenza, where he was preparing coffee blends, roasting and selling to the public. Musetti now is still family owned with Lucia Musetti in charge of the company with her son Guido. They both have been keeping alive that passion for coffee which had always characterised Musetti family decisions. They have celebrated their roots and respected their traditions while seizing all useful elements offered by innovation.



COFFEE & QUALITY

In order to prepare its blends, Musetti imports coffee from three continents:

CENTRAL AND SOUTH AMERICA
Brazil, world’s leading producer of Arabica beans.
Colombia, the second largest producer of Arabica, especially the sweet variety.
Guatemala, producer of a very sweet coffee of exceptional quality with medium acidity and intense aroma.
Costa Rica, coffees with good aroma and pleasant acidity.
Salvador, Nicaragua and Honduras, with typical characteristics of sweet, delicate coffees from Central America.

AFRICA Ethiopia, best washed Arabica Malawi and Burundi
ASIA India and Indonesia, best Robusta coffees Vietnam



PRODUCTS

THE COFFEE WORLD IS MADE UP OF MANY AROMAS AND FLAVOURS.

Musetti has taken from this world their precious blends, each one different from the other and each with its own character, to satisfy all the tastes.



TOP BLEND - GOLD CUVÉE

To celebrate his 80th year, Musetti signed the Gold Cuvée blend, born from the most prestigious Kenya and Central American coffees (90% Arabica, 10% Robusta). A unique, sweet blend, with a rich aromatic bouquet. In the rich aftertaste the palate perceives overwhelming hints of chocolate, accompanied by notes of candied fruits that awaken the senses. Predominant notes of citrus fruit, cocoa. MERCHANDISING AND CROCKERY AVAILABLE ON REQUEST (T&Cs apply)



»»» Featured Products



TOP BLENDS - GOLD CUVÉE AND CRAND CRU



EXCLUSIVE ANNIVERSARY BLENDS



GROUND & DECAFFEINATED RANGE



FAIRTRADE AND ORGANIC RANGE

COFFEE RANGE - Caffè Molinari

COFFEE BEANS, GROUND, PODS & CAPSULES



Caffè Molinari

A LOVE THAT IS LASTING FOR 200 YEARS

All has started in 1911 when Bar Molinari, located in the heart of the city of Modena, began roasting coffee on its own. The source of their success is therefore the passion, attentiveness, dedication and the high-quality that sets their artisan food products apart from others. Today, more than hundred years later - although utilizing the most modern industrial technology - they continue and, and will continue, to preserve that maniacal artisan devotion. Caffè Molinari: modern artisan coffee industry.

Their end purpose, the reason why they exist, now more than ever, is to satisfy the customer 100%. Caffè Molinari is synonymous with quality, excellence, technology, and historical passion associated with the world of coffee in more than 60 countries throughout the world.

Today, after more than 200 years, Caffè Molinari is a leading brand known and recognized far beyond the borders of our peninsula: in our history, you will find your taste and your satisfaction.

Each single batch of coffee is selected only following an accurate sensory analysis carried out on a product sample and conducted by a panel of tasters who will decide whether the coffee can become Caffè Molinari



★
Exclusive



BIO - GOOD FOR YOU, GOOD FOR THE NATURE
Caffè Molinari is attentive to the environment and over the years has initiated a series of actions within its plant to minimize the environmental impact of its production activity. They have historically been committed to enhancing the quality of products, their identity and typicality in an innovative, dynamic and efficient way. The research and selection of raw materials grown and processed with a completely organic method and the wide range we offer make Caffè Molinari a leader and reference point in the organic coffee market.

CAFFÈ MOLINARI BIO RANGE

A 100% Arabica or skillfull Arabica and Robusta (80%-20%) blend with a pleasant aroma and medium body and acidity. The ORGANIC & FAIRTRADE Certificate shows respect for the product and the people cultivating it. Caffè Molinari's 100% ORGANIC and FAIRTRADE coffee combines the flavour of an excellent Italian coffee, thanks to Molinari's unmatched experience in selecting the best blends, for a knowledgeable and ethical consumption. CAFFÈ MOLINARI BIO is in fact one of the first espressos in the world to be certified both by organic agriculture and fair trading.

>>> Featured Products

PREMIUM TIN RANGE

COFFEE BEANS 1KG RANGE

GROUND & DECAFFEINATED RANGE

XELECTO CAPSULES SYSTEM

THE SELECTION AT THE ORIGIN

The best Arabica and Robusta coffees are chosen all over the world to become part of the precious Molinari blends

GREEN COFFEE CONTROL

Once the sample has been approved, the selected coffee is purchased after optical inspection by the supplier

ROASTING

Without a doubt the most delicate step. The master roasters of Caffè Molinari, thanks to their senses and experience, can enhance the characteristics of the blends to the maximum and guarantee their constancy over time

TEA RANGE - Birchall Tea

PREMIUM AND EVERYDAY TEA BAGS

BIRCHALL
A family tradition since 1872

HIGHEST QUALITY

Birchall Tea

PASSION AND TRADITION...

BIRCHALL rich heritage and passion for creating perfect blends is reflected in the award-winning collection of teas and infusions. Through five generations of the family, starting with Birchall Graham, the pursuit for perfection continues to be the mantra lived by today. The origins started in 1872 when Birchall George Graham planted his first tea in Darjeeling and subsequently continued in the tea trade, successfully developing the business and acquiring the knowledge and expertise to create the finest teas in the world.

The present generation of the Graham family continues to trade tea across international markets and the youngest members, Daniel & Tresham, represent the fifth generation. The company is based in London and has extensive interests in East Africa, including trading offices and a 62,000 sq/ft tea factory in Mombasa, Kenya, and are one of the largest exporters of black teas East Africa in the world

KNOWLEDGE & EXPERTISE

By not compromising on quality at any stage of the creation process, we are confident that every single cup of Birchall tea is absolutely perfect every time. Birchall's signature black teas are all sourced exclusively from estates across East Africa, from Rwanda through to the Great Rift Valley in Kenya, where the very best teas are to be found.

Birchall teas are always **100% pure main grade black leaf tea** which means no powder, dust or stalk is added. To achieve this, Birchall only select teas from estates that achieve the highest of picking standards. Their skilled farmers pick only the soft leaves and the bud each time. This is known as the Perfect Pick. It delivers the greatest quality from the tea bush and is evermore sought after.



SPECIALTY HERBAL AND INFUSION RANGE

Birchall passion for teas unrivalled tea blending expertise is also reflected in the speciality Infusions range. Each one is packed full of flavour and intense aromas to revitalise the taste buds. To create naturally caffeine free, beautifully balanced fruit and herbal tea blends. Birchall source and select only the finest ingredients from around the world, and apply their 'know-how'.



PERFECT TASTE AND FLAVOUR

From classics such as Camomile and Peppermint, through to new favourites Lemongrass & Ginger and Redbush, Birchall collection includes a tisane to suit every serving occasion and taste. The teas have been given a lot of love, care and attention over the generations for you to appreciate the tea with a guaranteed perfect taste every time.

>>> Featured Products



PREMIUM PRISM TEA BAGS
RANGE



PREMIUM LOOSE LEAF
RANGE



BLACK TEAS RANGE



ACCESSORIES

TEA RANGE - Tea and The Gang

PREMIUM TEA AND LATTE DRINKS

TEA AND
THE GANG

TEA AND THE GANG

PREMIUM TEA WITH PERSONALITY

Made from 100% premium whole leaf tea, sourced from the best estates around the world, TEA AND THE GANG'S blends offer only the finest ingredients, resulting in that full, exotic, smooth and aromatic cup of tea you've got in your hands right now. Influenced by Scandinavian design, this is a tea brand that shouldn't be locked away in your cupboard. Each blend has a unique design and character to match your mood, or personality on any given time.



UNIQUE CHARACTER AND FLAVOUR

Influenced by Scandinavian design, each tea has a unique flavour and character to match your mood or personality, with several blends winning Great taste 2019 awards. All tea blends are incredibly smooth using only the finest ingredients offering you the best possible cup of tea.

The plastic-free biodegradable tea bags are made from a cornstarch material and for the print on tags, Tea and the Gang use vegetable inks. Everything is then cut, stuck and shaped by intelligent lasers.



HIGH QUALITY INGREDIENTS

All of Tea and the Gang teas are made from 100% premium whole leaf tea sourced from the best tea estates around the world, hand blended in the UK.

The need for quality raw ingredients is a key to ensure premium taste hence Tea and the Gang only use suppliers that purchase from the very best estates thus demanding higher prices.

To minimise any negative effect on environment and local community Tea and the Gang only purchase their teas through an approved supplier. Estates who produce the best quality at the higher prices will constantly be able to reinvest back into the fields, factory and people.



SIGNATURE LATTE RANGE

The delicious and colorful powder drink is made from natural ingredients, with no added sugar. It is best to sweeten to taste or always add a little more powder to bring out more colour and add a stronger flavour. Choose from variety of yummy flavours such as: beetroot and orange, butterscotch tumeric, lavender and apple, mint blue and much more..

»»» Featured Products



PREMIUM PRISM TEA BAGS
RANGE



PREMIUM LATTE POWDERS



ACCESSORIES

[Click here for more details or visit
www.teaandthegang.com](https://www.teaandthegang.com)

OTHER PRODUCTS

SYRUPS, CHOCOLATE, SINGLE SERVE BISCUITS



MONIN SYRUPS & SAUCES

Premium quality syrup and sauces made from best natural ingredients in the most exciting and creative way, rich in flavour. Selected products in stock, with more available on request.



HOT CHOCOLATE

Range of hot chocolate powder from premium french Monbana chocolate, through Cadbury and vending type products.



SINGLE SERVE SNACKS

Variety of single serve biscuits and chocolates from Monbana Chocolaterie and Lavazza.

Everyday essentials for your business needs ...



COFFEE CAPSULES

Selection of L'Or (Nespresso compatible) and Lavazza Blue Coffee Capsules.



IN ROOM ESSENTIALS

Everything you need for you in-room tray- sugar, coffee & chocolate sticks, enveloped tea bags, UHT milk portions, and much more ..



DISPOSABLES

Vast range of disposable coffee cups and accessories- from vending compatible to sustainable solutions.



COFFEE AND HOT BEVERAGE ACCESSORIES

and more ...



Water systems

FOR HOSPITALITY, OFFICES & HOME...

Ideal for offices, break out areas, receptions, boardrooms, showrooms, and home - tabletop, freestanding, high performance taps, and water bottle systems



WATER COOLERS AND WATER SUPPLY

EBAC FMAX - BOTTLED WATER COOLER AND WATER BOTTLES SUPPLY

The Ebac Fmax bottled water cooler combines elegant looks with revolutionary technology, furthermore, it is a water cooler that offers maximum hygiene and superior performance.

- Less cleaning due to the unique water trail
- High dispense point – no bending is required to dispense water
- Integrated wheels to easily move the cooler around
- Available with a white or black body, complemented with either Black, Blue, Silver or White side panels



Borg & Overstrom B3.2 water cooler
plumbed in, touch-less options available

- MAIN FEATURES (B3 & B4) :**
- Available in silver, black and white
 - Ultra-hygienic touch sensitive control panel, Integrated cup dispenser
 - High capacity dispense area for bottles and jugs,
 - Direct chilling system, sparkling option available

B3.2 model is first choice for offices, education and healthcare. Built at an ideal height for both adults and children the B3 also features an ultra-hygienic touch-sensitive control panel, the biggest dispense area in its class for bottles and tamper proof rear cover guard for safety.



Configurations available:
Chilled & Ambient , Chilled, Hot & Ambient, Chilled, Ambient & Sparkling, Chilled, Hot & Sparkling.



borg&overström

Borg & Overstrom B4.2 water cooler
plumbed in , freestanding or counter top, touch-less options available

- b4.2 only- Floor standing option with an internal alarmed waste kit, counter top option available, including sparkling
- Touch-less solutions for B3& B4 model: smartphone app using Bluetooth® Technology, or Foot Switch (pictures below)

B4.2 - Compact design for flexibility. Hygienic and ergonomic, B4 flourishes in all environments – from boardroom to sports hall. Its compact size, large dispense area for bottles, multiple water options and flexible configuration make it Borg & Overström's most popular model.



Chilled temperature: Direct Chill Min 2°C/Max, 11°C
Hot temperature; Max 92°C
Throughput litres per hour: Chilled 30/Hot 6



Model	Dimensions wxdxh	Specifitation	Power
b3.2	325x 380 x 1065	see above for available configuration	13amp
b4.2 counter top	320 x 470 x 415	see above for available configuration	13amp
b4.2 freestanding	320 x 470 x 1325	see above for available configuration	13amp



B5 Water cooler

plumbed in, high-end design

borg&overström

- MAIN FEATURES:
- Optimum height for interaction, fully open, illuminated dispense area
 - Shrouded faucet for hygienic protection
 - Compact, alarmed drainage system, built-in leak detector

A DESIGN LIKE NO OTHER

The B5 range straddles the line between high-end functionality and ultra-modern design. The unique streamlined design of this range will bring sophistication to any environment.

The B5 model is optimised to be the perfect height for interaction and the illuminated dispense area is both stylish and convenient to use. It evokes sophistication in any environment, from healthcare to the corporate HQ.

The water machine's impressive cleanliness can be enhanced by adding the optional Viovandit™ ultra-violet sterilising system. The B5 also offers complete reassurance with its compact and alarmed drainage system, as it's built to perform elegantly and efficiently, providing ultra-reliable refreshment without the worry.

>>> Features



Illuminated Dispense Area

Stylish and convenient to use, with dispense height - 250 mm, suitable to fill up bottles and glasses.

Compact, alarmed drainage system


The B5 is built to perform elegantly and efficiently, providing ultra-reliable refreshment without the worry.

Varied Configurations available :

Chilled & ambient; Chilled, Ambient & Sparkling; Chilled, Ambient & Hot ; Chilled, Hot & Sparkling

Direct Chill system

Direct Chill Min 2°C/Max, 11°C, Hot temp : 92°C, Hourly output: 35l chilled & sparkling, 6l hot



Water Tap Systems :

filtered, chilled, ambient, sparkling and hot

Borg & Overstrom filtered water taps deliver a consistent flow of purified drinking water to quench your employees' and customers' thirst and give them a burst of hydration. Energy-efficient and easy to install with an emphasis on hygiene – improve your organisation's eco-credentials and core values.

Our comprehensive range of water tap systems is ideal for office and workplace environments as well as hospitality outlets, low and high volume locations.



Click here to view full range or visit www.foxtrading.co.uk/vending/



C2/C3

High Performance Hydration



T1

Advanced Performance. Minimalist Design.



T2

Refined Hydration. Digital Precision



T3

Designing a hot tap revolution

Model	Dimensions wxdxh	Specifitation	Power
B5	520xD415x1310	see above for configuration and spec	13 amp



Model	Unit Dimensions wxdxh	Specification	Power
C2/C3	320 x 375 x 335	Chilled & sparkling capacity 80 l/h,min temp 2°C,	13 amp
T1	320 x 375 x 335	Chilled, Ambient & Sparkling, capacity 50 l/h, min temp 2°C	13 amp
T2	320 x 375 x 335	Chilled, Ambient & Sparkling, capacity 50-80 l/h, min temp 2°C	13 amp
T3	320 x 375 x 335	Chilled, Ambient & Hot (+Sparkling), capacity 50-80 l/h, min temp 2°C, max 92°C	13 amp



Billi Water taps
Synonymus with Innovation..



- MAIN FEATURES:
- Space saving design and no cupboard ventilation,
 - 40% more energy efficient
 - GreenTag Certified, Gold Standard

Billi - the leading manufacturer and supplier of boiling, chilled and sparkling filtered drinking water dispensing systems. The Billi brand is synonymous with innovation and we provide boiling, chilled and sparkling drinking water systems. Moreover, everything they make is of uncompromising quality backed by a world class customer service experience – the Billi Experience. The award-winning boiling and chilled water systems are preferred by designers and architects for their timeless styling and space-saving design. Consequently, the space, energy and time efficiency benefits mean that Billi stays ahead."

>>> Features



Variety of design and finishes
Choice of several types of dispensers available. From levered, to remote and touch in classic and personalised colour options- silver, chrome, black or coloured to suit any environment and interior.



High performance and Splash Free technology
QUADRA SPARKLING - Immediate draw capacity: 60 cups , Boiling output: 180 cups per hour, Chilled/ sparkling output: 150 cups per hour



The Retro-fit advantage
Drainage font is designed to cover the hole left by other fonts. Compact systems are simpler to fit in more spaces. "Replace inefficient systems with no collateral damage left behind."



S.E.T ADVANTAGE
Space, Energy & Time Efficiency. Billi systems are one of the smallest undercounter units on the market. Patented heat-exchange technology recovers and harvests energy to preheat the boiling water, while saving electrical energy and speeds up boiling process (max temp 98.5C)



Model	Dimensions wxdxh	Specifitation
Quadra 460 boiling & chilled	340 x 315 x 465	Boiling – 180, Chilled - 175
Quadra 460 Boiling, chilled & Sparkling	420 x 315 x 460	Boiling – 180, Chilled - 150, Sparkling - 150



Billi Water Tap System
INSTANTLY... AT YOUR FINGERTIPS

Billi design and manufacture a range of energy efficient filtered water systems that offer customers the very best in innovation, superior performance and reliability. For more than 25 years, Billi have maintained a commitment to excellence and quality that is second to none. Today, Billi continue to innovate. Their designs keep pace with modern building techniques, contemporary interior concepts and changing lifestyle choices. And importantly, our products continue to incorporate improved eco-technology features.






Vending Machines

FOR OFFICES, HOSPITALITY...

Ideal for larger workplaces with a higher number of employees, offering a wide range of beverages and latest technology solutions.

Freestanding Coffee Machines

BEAN TO CUP, HIGH CAPACITY



Neo +

Neo and Neo +

Best of the coffee shop



MAIN FEATURES:

- Innovative thermal system
- Robust, reliable and easy to use, with compact size available,
- Can be personalised

Neo + brings you the best of the coffee shop and Coffee to go experience. The interactive and intuitive touch screen has been developed with the Neo+ user in mind; consumers (end users) and operators.

Its innovative, sleek and perfectly proportioned design provides a stunning look and feel that will enhance any environment. The graphics and illumination will engage the user as well as guiding them to the ultimate intelligent beverage experience. Neo screen provides in all cases an attractive, coherent and frictionless human-machine interaction for an outstanding experience and easy operation.

»» Features Neo +



User Experience

The 21.5" touch screen is designed to maximise the coffee experience, guiding the user through a visual and self-explanatory interface.



Prestige Coffee Culture

Its innovative, sleek and perfectly proportioned design provides a stunning look and feel that will enhance any environment and ultimate beverage experience



Modern Features

The machine is adapted to the modern lifestyle needs by providing different Coffee Shop drink customisation and a card and mobile payment options.



Eco- friendly

Manufactured according to the eco-friendly and social responsibility principles, with improved sustainability results by effectively reducing the amount of waste produced.



Coffetek Zensia Espresso and Fresh Brew Tea



Compact Complete Vending Solution

Zensia brings you a full range of delicious coffee shop style drinks. Whether you want the true taste of espresso, a freshly brewed leaf tea or something a little more indulgent, Zensia has it all to offer.

Finished in stunning ebony gloss Zensia will compliment any environment grabbing the attention of potential consumers. The machine has a fully automatic cup dispense system offering various cup sizes and provides 20 beverage options on a user-friendly selection panel equipped with the patented **Distance Selection Technology** allowing a touchless selection on a distance of up to 2 cm.

Available in other configurations.

Model	Dimensions wxdxh	Power
Espresso & Fresh Brew Tea	600 x 625 x 1830	13amp



Necta Maestro Touch Espresso



This is Premium tool for you

Elegant, with external profiles in black anodized aluminum, black door and dark gray cabinet and a frameless, all-glass touch-screen: this is Maestro Touch, new high-end vending model for the hot drinks market.

Maestro Touch focuses on cutting-edge performances and on the ability for consumers to customize their drinks and to consult nutritional information to identify the most suitable product for their needs. The electronics have been completely renewed, with a latest generation microprocessor and advanced software that leads to easier machine management and programming, and to a high level of personalisation of the graphic interface. All the technical and aesthetic innovations lead to an exciting User Experience: Maestro Touch brings your break to a higher level.

Also available as Lavazza Bean to Cup coffee system.

Model	Dimensions wxdxh	Power
Espresso & Fresh Brew Tea	650 x 760 x 1830	13 amp



Model	Dimensions wxdxh	Configuration	Power
Neo +	700 x 720 x 1830	Espresso and Fresh Brew Tea	13 amp
Neo +	700 x 720 x 1830	Single Fresh Brew Tea	13 amp
Neo	698 x 710 x 1830	Espresso and Fresh Brew Tea	13 amp
Neo	698 x 710 x 1830	Single Fresh Brew Tea	13 amp

Impulse Dispensers

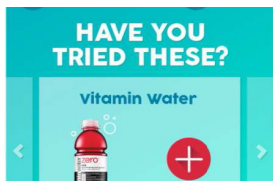
SNACK, DRINKS AND FOOD

SELF SERVICE SOLUTIONS FROM CRANE



Merchant Combo Media2
Snack, Confectionery & Drinks

- MAIN FEATURES:**
- Delivering unparalleled speed, reliability and screen responsiveness
 - A 9" touchscreen with full-motion video attracts and engages
 - Suggestive selling and digital advertising drive impulsive and multi-product sales



Attract new consumers with integrated cashless, vibrant touchscreen display, shopping cart purchasing, nutritional display and brand promotions. The highly-engineered and reliable Merchant Combo Media2 and BevMAX MEDIA2 have the best-in-class product selection and capacity. Experience the difference with the platform called MEDIA2. Features:

Screen Performance - Improve the user experience with a more responsive screen and boot up time of less than a minute

Suggestive Selling - Help consumers make selections while exposing them




Model	Dimensions wxdxh	Configuration	Power
Merchant Media2	895 x 810 x 1830	Combo or Ambient, 35 selection	13 amp
Merchant Media2	1180 x 810 x 1830	Combo or Ambient , 45 selection	13 amp
Bevmax Media2	1015 x 822 x 1850	35 selection	13 amp
Bevmax Media2	1180 x 822 x 1850	35 selection	13 amp



Bevmax Media2
Bottles & Cans

- Remote Management - Manage machines over the air with Simple CONNECT PUS for price changes, planograms and nutritional information
- Digital Advertising and Shopping Cart



to new products, slow movers, or complimentary products

Remote Management - Manage machines over the air with Simple CONNECT PUS for price changes, planograms and nutritional information

Digital Advertising - Encourage sales while building brand loyalty with display advertising and interactive promotions throughout the purchase experience

Shopping Cart - Enable multi-product purchases with one, simple transaction

Custom Graphics and Nutritional Information



Necta Swing
The coolest dispenser on the market

Swing is the new Necta dispenser which brings enhanced performances and quality to the core segment of the Impulse market. It responds to the need for a reliable, high-capacity model, compact yet flexible; which can be comprehensively customized in terms of the product offer. Swings benefits of an optimized and flexible internal configuration which allows the management of a many different packaging sizes and products. Combined to this, Swing has reached a market-leading energy efficiency, C class, according to the new European Ecolabelling.

Model	Dimensions wxdxh	Power
Combi- snack, confectionery, drinks	900 x 790 x 1830	13amp



Necta Orchestra Touch
A revolutionary touch to your coffee break

Orchestra Touch completes the Orchestra 8 spirals range with a new touch version. Among the other innovations, such as the the transparent, modular and reconfigurable VisioShop trays and the high levels of energy efficiency, this model features an intuitive and simple touch selection area. Product selection and access to nutritional facts are easy and immediate. The consumer can browse through the promotions and buy more than one item with a single purchase while the operator can create a tailor made offer for each location. Orchestra Touch has an elegant design characterized by the black anodized aluminum cabinet which features an interface area in black metal with diamond frame. Technological innovations, refined aesthetics, excellent performances and innovative touch screen.

Model	Dimensions wxdxh	Power
Espresso & Fresh Brew Tea	900 x 790 x 1830	13 amp



Necta Festival
Fresh Food Feast

Festival is the smart solution for places needing to offer catering services 24/7. Not just a vending machine but a true automatic canteen.

The extreme flexibility of configuration allows the user to choose among snacks, drinks, fresh dishes, fruit and yoghurt. The enhanced electronics of Festival offers an advanced machine and products management. The products are dispensed in a FIFO shopper mode. Possibility to stratify two temperatures inside the cell

Model	Dimensions wxdxh	Power
Snack +Food	850 x 895 x 1830	13 amp



Product CATALOGUE



www.foxtrading.co.uk

CONTACT US:

JJ FOX TRADING LTD

Jersey:

La Rue Des Pres, St Saviour, JE1 3UP

tel: 01534 51100

email : office.admin@foxtrading.co.uk

Guernsey:

Les Bas Courtil, St Sampsons, GY2 4BH

tel: 01481 200500

email: admin.office@foxtrading.co.uk